



Cross-Flow Recuperators

Model CFR080

Version 1

	PARAMETER	SPECIFICATION*
Recuperator	Maximum Input	8.0 MM Btu/hr (2350 kW)
	Maximum Exhaust temperature with no combustion air	1800°F (1000°C)
	Maximum Exhaust temperature with 2,500 scfh combustion air	2100°F (1150°C)
	Air pressure drop at maximum input	7" w.c. (18 mbar)
	Exhaust pressure drop at maximum input	0.7" w.c. (1.7 mbar)
	Weight of recuperator	900 lbs. (408 kg)
Eductor	Suction at maximum input	0.8" w.c. (2 mbar)
	Entrainment air volume at maximum input	64,000 scfh (1800 Nm ³ /hr)
	Entrainment air pressure at eductor inlet at maximum input	19" w.c. (48 mbar)
	Weight of eductor	302 (137 kg)

* See Design Guide 530 for application specific operational limitations.

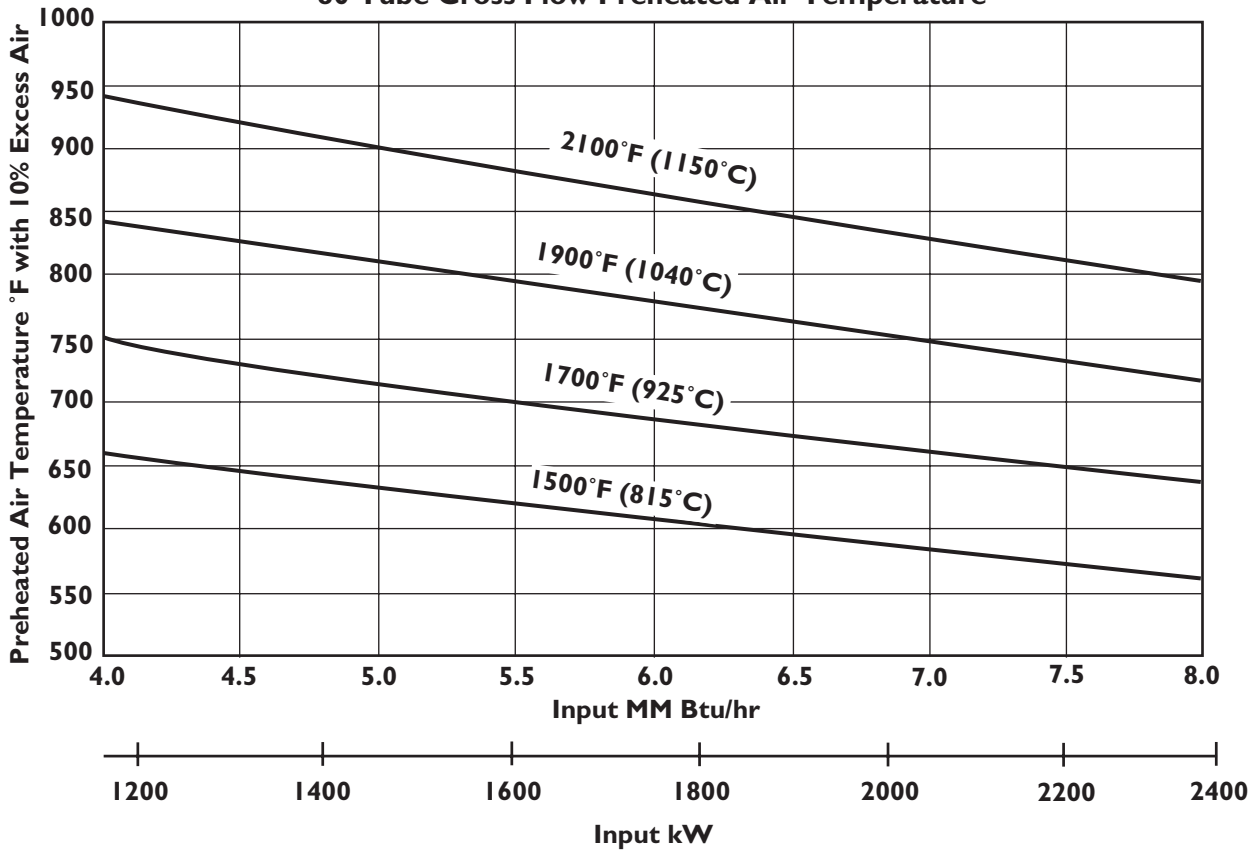
- All inputs based upon gross calorific values.
- Eclipse reserves the right to change the construction and/or configuration of our products at any time without being obliged to adjust earlier supplies accordingly.

**Percent Fuel Savings at Various Furnace Exhaust
Temperatures & Combustion Air Preheats (10% Excess Air)**

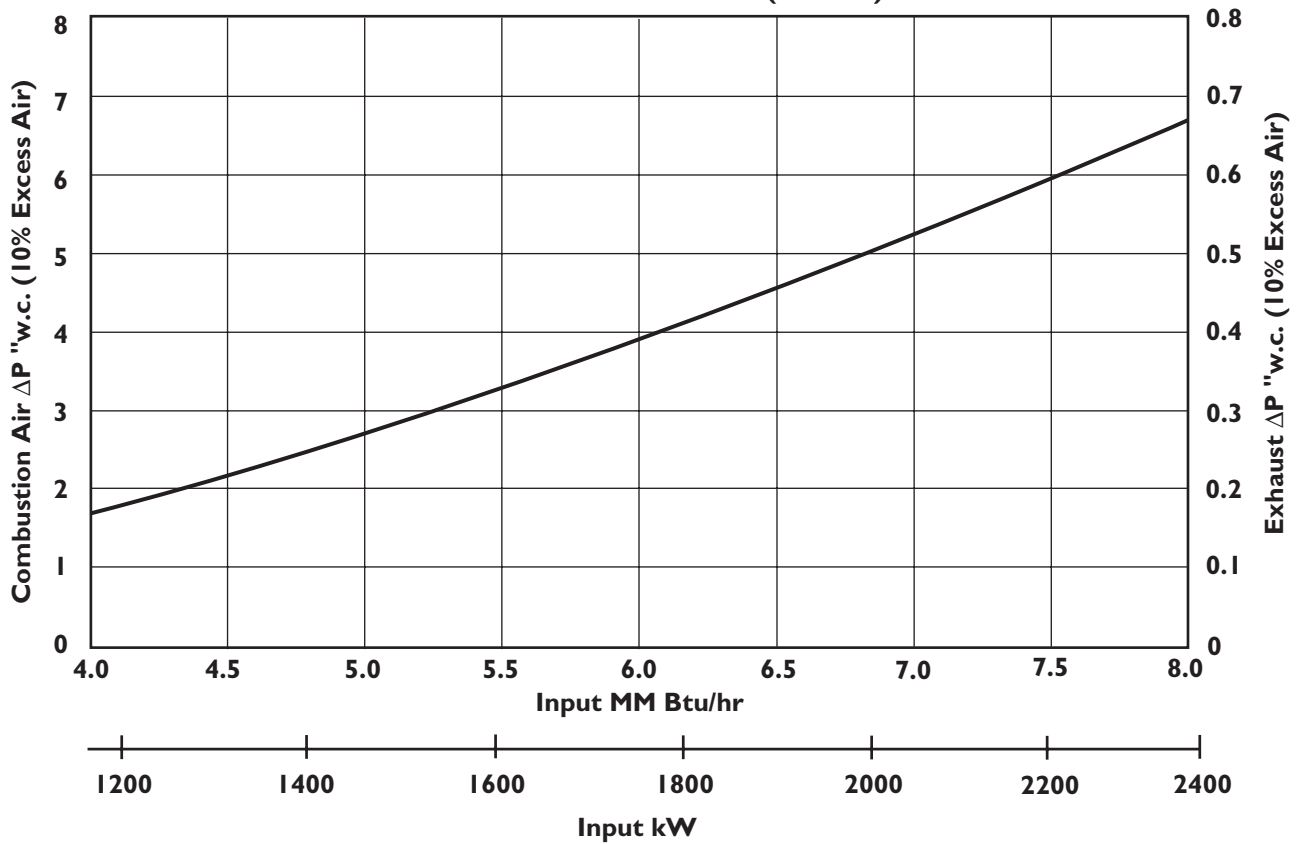
Furnace Exhaust Temp. °F (°C)	Preheated Air Temp. °F (°C)				
	700 (370)	800 (425)	900 (480)	1000 (540)	1100 (590)
2400 (1315)	29%	32%	35%	38%	41%
2200 (1200)	26%	29%	31%	34%	36%
2000 (1090)	23%	26%	28%	31%	33%
1800 (980)	21%	23%	26%	28%	31%
1600 (870)	19%	22%	24%	26%	28%
1400 (760)	18%	20%	22%	24%	26%
1200 (650)	17%	19%	21%	23%	25%
1000 (540)	15%	18%	20%	---	---

Specifications

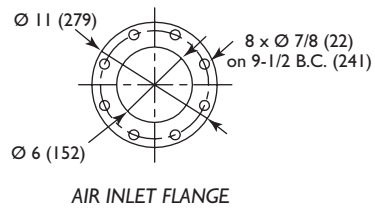
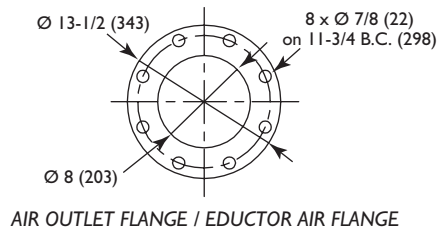
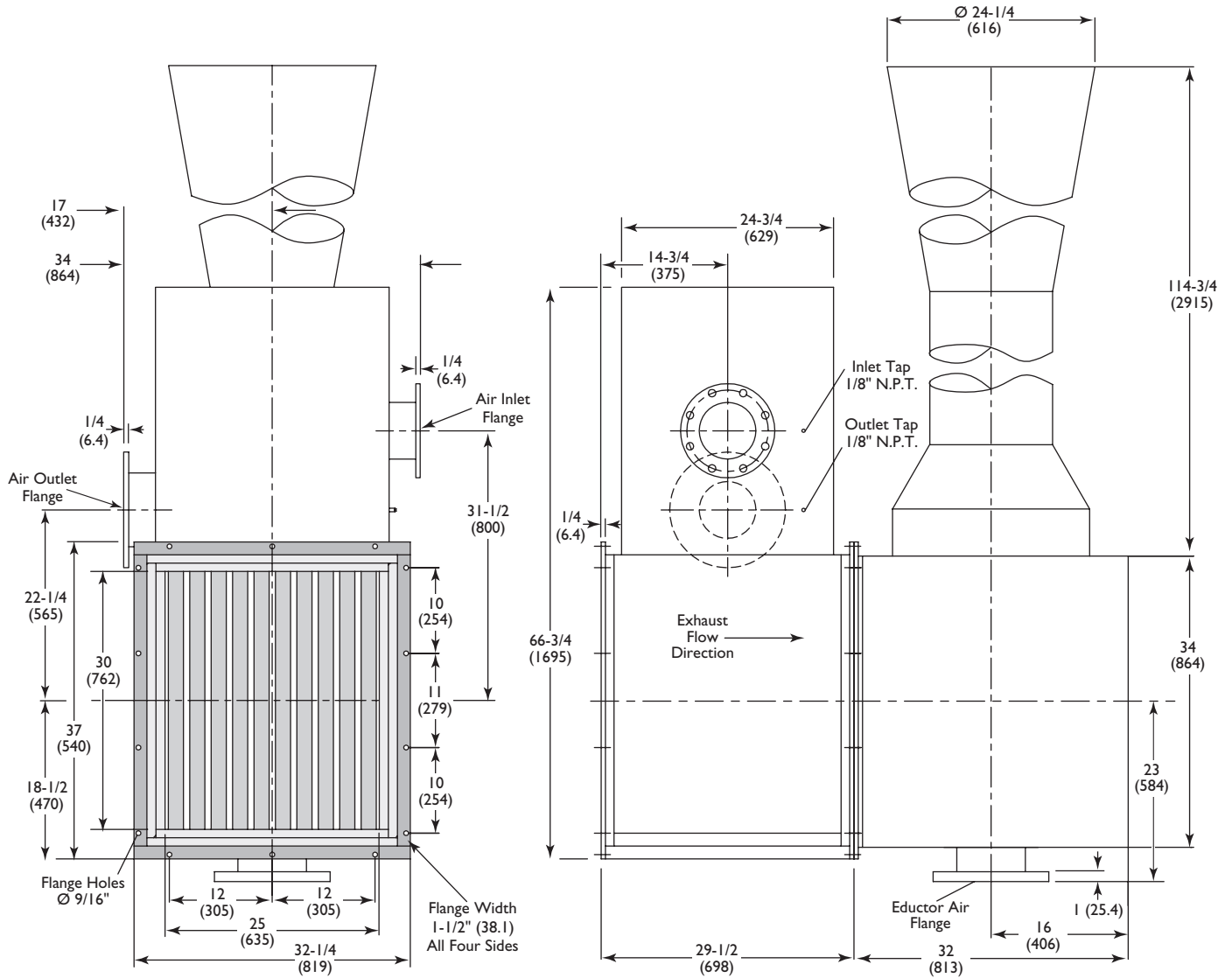
80 Tube Cross Flow Preheated Air Temperature



ΔP 80 Tube Cross Flow with 1900°F (1040°C) Exhaust



Dimensions in Inches (mm)





Eclipse Combustion

Offered By:

Power Equipment Company
2011 Williamsburg Road
Richmond, VA 23231
Phone: 804-236-3800 Fax: 804-236-3882

www.peconet.com