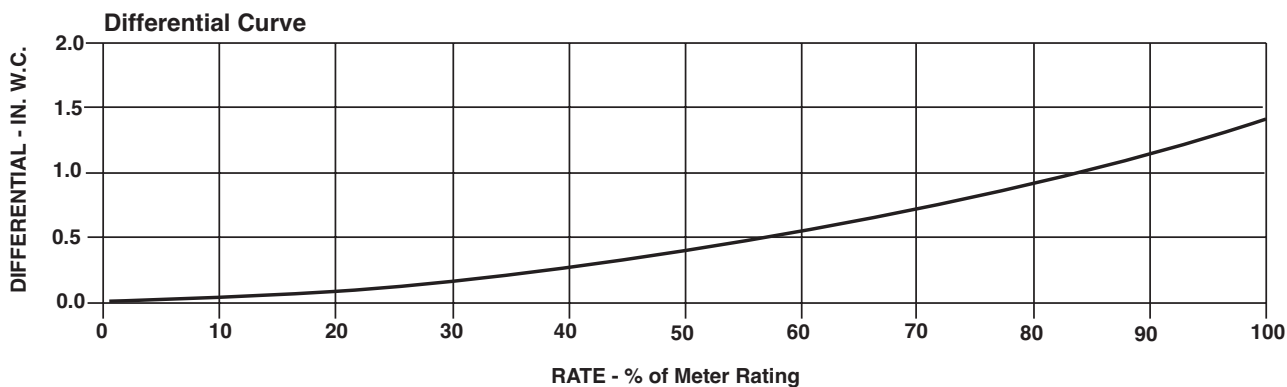
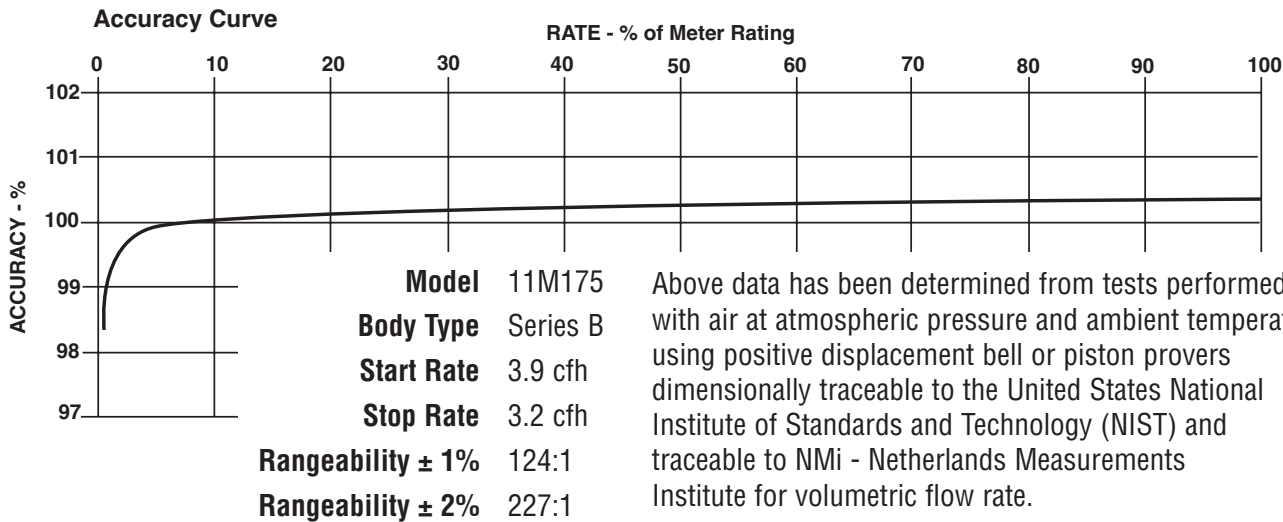




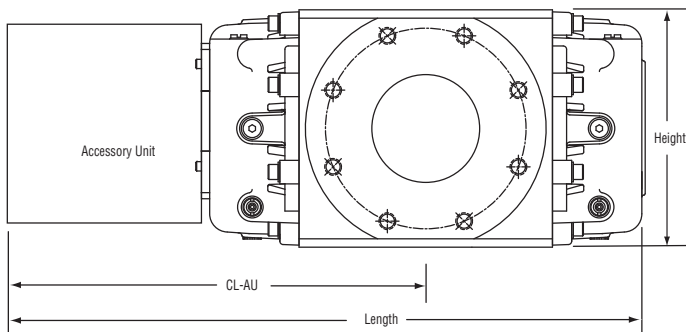
SERIES B3: 11M175 ROOTS® Meter

	UNITS	Imperial	UNITS	Metric
Temperature Range	deg. F	-40 to +140	deg. C	-40 to +60
Base Rating (Q Max.)	acfh	11000	m ³ /h	310,0
Max. Operating Pressure (MAOP)	psig	175	kPa	1200
Leak Test (125% MAOP)	psig	219	kPa	1510
Static Test (2 x MAOP)	psig	350	kPa	2400
Rangeability +/- 1%	ratio	124:1	ratio	124:1
Rangeability +/- 2%	ratio	227:1	ratio	227:1
Start Rate	cfh	3.88	m ³ /h	0,1099
Stop Rate	cfh	3.23	m ³ /h	0,0915
Flow Rate @ 0.5" w.c., Gas	cfh	7300	m ³ /h	206,7
Avg. Differential, 100% Flow	in. w.c.	1.6	mbar	4,0
Max. Pressurization Rate	psig/sec	5	kPa/sec	35
Max. Operating Speed	rpm	1833	rpm	1833
Gear Ratio	ratio	100:1	ratio	352,9411:1
Displaced Volume/Revolution	cf	0.1	m ³	0,002832
Drive Rate, CD	cf/rev	10	m ³ /rev	1
Drive Rate, TD	cf/rev	100	m ³ /rev	10
Temp. Compensating Range (TC, TD)	deg. F	-20 to +120	deg. C	-20 to +50
Min. Odometer Reading	cf	0.2	m ³	0,02
Odometer Turnover	yrs.	1.04	yrs.	3,66
Nominal Pipe Size	in.	4	mm	100
Flange-to-Flange	in.	9-1/2	mm	241,3
Flange Connection	ANSI	150#FF	ANSI	150#FF
Bolts per Flange	qty.	8	qty.	8
Bolt Size ¹	in.	5/8 - 11	in.	5/8 - 11
Flange Bolt Hole Depth	in.	1-1/16	mm	23,8
Bolt Torque: Lubricated/Non-Lub.	ft.-lb.	55/60	N-m	74/81
Restricting Orifice (120%)	in.	1	mm	25,4
Oil Capacity – Side Inlet	oz.	3	ml	89
Oil Capacity – Top Inlet	oz.	21.9	ml	648
Counter Version (CTR) ²				
Net Weight	lbs.	60	kg	27,2
Shipping Weight	lbs.	72	kg	32,7
Carton Size	in.	33 x 12-1/2 x 11	cm	83 x 31 x 28
Counter with Instrument Drive (CD) ²				
Net Weight	lbs.	75	kg	34,0
Shipping Weight	lbs.	82	kg	37,2
Carton Size	in.	33 x 12-1/2 x 11	cm	83 x 31 x 28

NOTES:¹ Bolt Length varies by application.² Weights and dimensions available for CPS, TC, TD, TPS upon request.



11M175 Series B3	Overall Length		Overall Height		Width (Flange/Flange)		Centerline to Accessory End (CL-AU)		Request Detailed Drawing Number
	inches	mm	inches	mm	inches	mm	inches	mm	
CTR/TC	21-13/16	553	8-7/8	225	9-1/2	241	13-7/16	341	D054518-000
CD/TD	25-3/16	640	8-7/8	225	9-1/2	241	16-29/32	429	D054432-000
ICPW/ITPW/ICEX	22-7/8	581	8-7/8	225	9-1/2	241	14-19/32	371	D056901-000
IMC/W2	27-3/4	705	8-7/8	225	9-1/2	241	19-15/32	495	D056703-000



To order

Specify: Meter Series, Size and Type (i.e., ROOTS Meter Series B3 11M175 CD).
 For CD or TD, specify Inlet (Top or Side) and ID Rotation (CW-B or CCW-A).
 For Pulsar, specify Single or Dual Connectors and Connector Type (MS Circular, Conduit or Cable Gland).
 For more specific ordering information on the electronic products, request: TS:SSP or TS:IMC/W2.
 Contact the factory for other available information, options, or special requests.

POWER EQUIPMENT COMPANY
 2011 WILLIAMSBURG ROAD
 RICHMOND, VIRGINIA 23231
 (804) 236-3800 (FAX) (804) 236-3882
www.peconet.com

