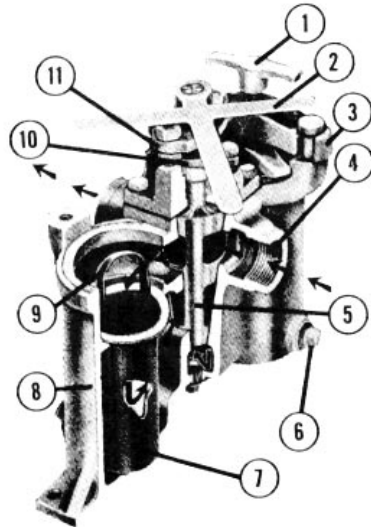




# KRAISSL DUPLEX STRAINERS AND FILTERS

## MODEL 72F and 72FH SERIES - CAST IRON - FLANGED PORTS

Pressure Range - 200 to 400 PSIG



### FEATURES

- 1 - Hand clamp requires no special tools on low pressure models.
- 2 - Valve handle shields side in use.
- 3 - Accessible swing yoke closure for easy basket cleaning.
- 4 - Continuous flow without interruption during changeover.
- 5 - Tapered valve plug for durability.
- 6 - Drain connections on each basket chamber.
- 7 - Interchangeable strainer, filter and double element baskets.
- 8 - Bodies individually pressure tested to U.L. specifications.
- 9 - Spring handle holds basket on seat.
- 10 - Independent gland for external stem packing access.
- 11 - Adjustable locking flange establishes valve clearance.
- 12 - Mounting feet provided.



### PURPOSE

Kraissl pipeline strainers and filters protect pumps, nozzles, valves, heat exchangers and other expensive pipeline equipment from harmful flow contamination by catching dirt and debris.

### APPLICATION

Model 72F and 72FH series duplex strainers are furnished in both standard or high pressure models with standard ANSI B16.1 flanged port connections. Threaded NPT models are also available, described in other bulletins. Internal channels are 100% full-flow, having the same cross-sectional area as the equivalent pipe size. Standard pressure models are furnished with our quick-opening, hand-clamp for easy access. High pressure models are furnished with stud-and-nut body cover closure.

Materials of construction include rugged cast iron bodies and covers, iron valve plugs, and brass, carbon steel, stainless steel or monel baskets. Special valve plugs can also be furnished in bronze, stainless steel, or other materials.

These duplex strainers have a built-in, tapered plug valve that directs flow through either side without shutting off the flow. A valve handle guard shields the side in use. The standard valve handle swings over the inlet port. Special reverse valve handles that swing over the outlet can also be furnished. Drain plugs are provided in each of the valve and basket chambers. An adjustable locking flange holds the valve plug on its seat. A separate, external gland is provided to allow easy access to valve stem packing without complete disassembly, even while in service.

Strainer baskets are fabricated from perforated metal. The smallest common perforation size is 1/64 inch in brass and 1/32 inch in stainless steel. Filter baskets are manufactured by using fine mesh wire cloth over supporting perforated metal. Interchangeable strainer, filter and double element baskets provide a flexible range of operating choices. The basket is held on its seat by a spring basket handle. Normal flow is through the interior of the basket which then contains the collected debris when the basket is lifted out for cleaning. Reverse flow is also possible if desired. Magnet inserts are available to help eliminate fine metallic ferrous particles.

All high pressure models with stud and nut closure are supplied with balancing valve assemblies to equalize pressure and ease valve turning. These should be specified on standard pressure models when used above the following pressures:

3/4" through 1 1/2" inclusive - 100 psig; 2" & 2 1/2" - 80 psig; 4" through 8" - 15 psig.

An optional lifting jack can be provided to lift the valve plug off its seat for ease in valve turning in rough service. A lifting jack is standard on 5", 6", and 8" sizes.

### DOUBLE ELEMENT BASKETS

These strainers can be provided with our patented double-element baskets which are easily disassembled for cleaning, and provide greater straining areas in the same housing. Double-element baskets are listed by Underwriters Laboratories, Inc. for a variety of sizes.

### OTHER PRODUCTS

Our product lines of bronze, steel and stainless steel simplex and duplex strainers including flanged, NPT and weld end models are covered in separate bulletins. Units can also be furnished in other special metals.

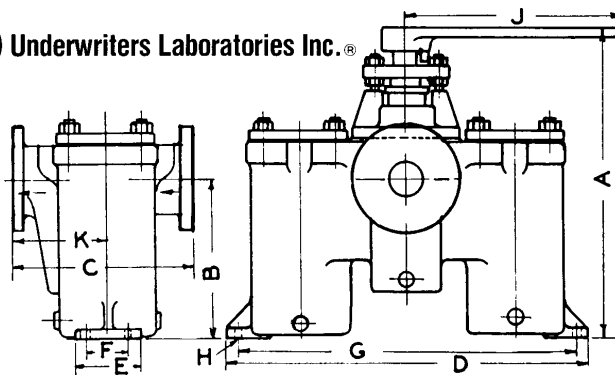
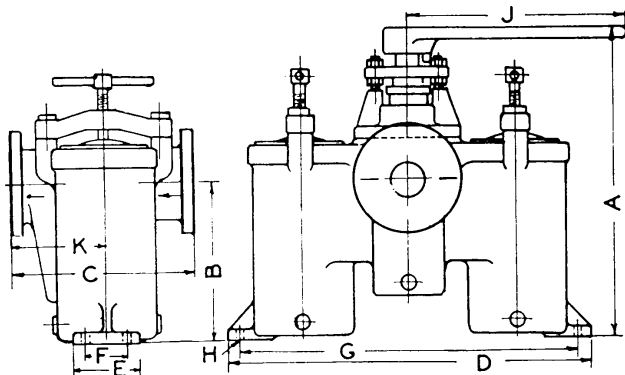
**KRAISSL COMPANY, INC.**

**A2054B (9611)**

# KRAISSL CAST IRON\* DUPLEX STRAINERS - FLANGED PORTS

**MODEL 72F SERIES - CLASS 125**  
**HAND CLAMP (YOKE) CLOSURE**  
 For Standard Pressure to 200 psig

**MODEL 72FH SERIES - CLASS 250\*\***  
**STUD AND NUT COVER CLOSURE**  
 For High Pressure to 400 psig



### OUTLINE DIMENSIONS

MODEL NUMBER	PIPE SIZE NPT	APPROX. NET WGT. LBS.	A	B	C	D	E	F	G	H	J	K
72-31F(H)	3/4"	42	12 1/4	5 5/8	8 3/8	14 1/2	2 3/4	1 3/4	13 1/2	7/16	12 1/8	4 5/8
72-33F(H)	1"	43	12 1/4	5 5/8	8 3/8	14 1/2	2 3/4	1 3/4	13 1/2	7/16	12 1/8	4 5/8
72-35F(H)	1 1/4"	56	13 1/4	6 3/4	9 3/8	15 1/4	2 3/4	1 3/4	14 1/4	7/16	12 1/8	4 3/4
72-37F(H)	1 1/2"	57	13 1/4	6 3/4	9 3/8	15 1/4	2 3/4	1 7/8	14 1/4	7/16	12 1/8	4 3/4
72-39F(H)	2"	115	14 3/4	7 7/8	12	20 1/2	3	1 7/8	19 1/2	9/16	12 1/8	6 7/32
72-41F(H)	2 1/2"	117	14 3/4	7 7/8	12 5/8	20 1/2	3	1 7/8	19 1/2	9/16	12 1/8	6 7/32
72-43F(H)	3"	141	17 5/8	10 3/4	12 1/2	20 3/4	3	1 7/8	19 1/2	9/16	12 1/8	6 7/8
72-47F(H)	4"	310	20 11/16	13 1/32	15 5/8	25 1/4	3 1/4	2	24	5/8	12 1/8	8 15/16
72-49F(H)***	5"	380	26 1/8	15 3/8	17 3/4	27 3/4	3 1/4	2	26 1/2	5/8	14	9 7/8
72-51F(H)***	6"	595	28 1/2	16 1/4	21	36 3/4	4 1/2	2 3/4	35 1/2	9/16	14	12
72-53F(H)***	8"	1600	37 5/16	15 9/16	32 1/2	47 3/8	10 3/4	9	47	5/8	14	15 1/2

Dimensions are in inches and subject to casting and production variations.

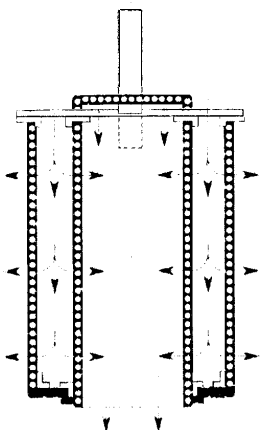
\*ASTM A126 Class B.

\*\* Special Model 72FH-125 series also available with stud and nut closure with Class 125 Flanges for 200 psig.

\*\*\* A lifting jack is standard on these sizes.

## DOUBLE ELEMENT BASKETS

These units can be supplied with our patented double-element baskets which are easily disassembled for cleaning and provide greater straining areas in the same housing.



A2054B (9611)

## SINGLE ELEMENT BASKET DATA

Use Double Element Baskets for greater straining area.

MODEL NUMBER	INCH PIPE SIZE	INTERNAL PIPE AREA SQ. IN.	BASKET DIMENSIONS		TOTAL SCREEN AREA SQ. IN.	APPROX. OPEN SCREEN AREA SQ. IN.		RATIO OF OPEN AREA TO PIPE AREA	
			O. D.	LENGTH		1/16" HOLE DIA.*	1/32" HOLE DIA.**	1/16" HOLE DIA.*	1/32" HOLE DIA.**
72-31(D)F(H)	3/4	0.533	1 15/16	3 15/16	26.9	10.8	7.5	20.3:1	14.1:1
72-33(D)F(H)	1	0.864	1 15/16	3 15/16	26.9	10.8	7.5	12.5:1	8.7:1
72-35F(H)	1 1/4	1.495	2 9/16	5	45.4	18.2	12.7	12.2:1	8.5:1
72-37F(H)	1 1/2	2.036	2 9/16	5	45.4	18.2	12.7	8.9:1	6.2:1
72-39F(H)	2	3.355	3 1/2	5 1/8	66.0	26.4	18.5	7.4:1	5.5:1
72-41F(H)	2 1/2	4.788	3 1/2	5 1/8	66.0	26.4	18.5	5.5:1	3.9:1
72-43F(H)	3	7.393	3 1/2	8 3/8	102	40.8	28.6	5.5:1	3.9:1
72-47F(H)	4	12.73	4 1/8	10 1/2	149	59.6	41.7	4.7:1	3.3:1
72-49F(H)	5	20.006	5	13	224	89.6	62.7	4.5:1	3.1:1
72-51F(H)	6	28.891	7	11 1/2	291	116	81.5	4.0:1	2.8:1
72-53F(H)	8	50.03	9	16	516	206	144	4.1:1	2.9:1

\* Based on 40% open area.

\*\*Based on 28% open area.

## OTHER PRODUCTS

Our product lines of bronze, steel and stainless steel simplex and duplex strainers including NPT and weld-end models are covered in separate bulletins. Units can also be furnished in other special metals and higher pressure / temperature ratings.



Represented By:  
**Power Equipment Company**  
2011 Williamsburg Road  
Richmond, VA 23231  
Ph. 804-236-3800  
Fx. 804-236-3882  
[www.peconet.com](http://www.peconet.com)